

# ACTIVITY PAGE

## Learn more about the timber wolf and its behavior!

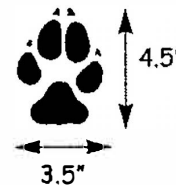

1. A wolf's sense of \_\_\_\_\_ is about 100 times better than humans.
2. A \_\_\_\_\_ is an extended family unit composed of an alpha male and female, pups and a few other wolves usually related to the alpha pair.
3. Pack size varies depending on the size and abundance of available base. Michigan and Wisconsin wolf packs are normally \_\_\_\_\_.
4. Pack territories are marked by a system of scent marking using urine and scat. The \_\_\_\_\_ marks are placed at the borders of the pack's territory by the alpha male warning other wolves and predators to stay away.
5. Wolf pup's eyes are \_\_\_\_\_ when they open them for the first time after they're born and change to yellow or brown as they grow up.
6. Wolves that leave their packs are called \_\_\_\_\_. They may travel many miles before finding a mate. Once a mate is found and the two begin to breed within their own defended territory, then the wolves are called a \_\_\_\_\_.
7. There are two species of wolves in North America: the \_\_\_\_\_, which is the wolf we are most familiar with, and the red wolf.
8. Wolves have evolved to fit their habitats. For example, a wolf living in a cold climate will have thick \_\_\_\_\_ to keep it warm, while a wolf in hot areas will have a thin coat of fur.
9. When female wolves know they are going to have puppies they begin to look for a safe, warm place to give birth. These are called \_\_\_\_\_. A den is like a dog house, protecting them against weather and other animals that may try to harm the pups.
10. Wisconsin wolves like to eat \_\_\_\_\_ when they are hungry.
11. The number one cause of death among wolves is \_\_\_\_\_. Road crossings are the main human caused source of death among wolves. When crossing roads where cars are moving very fast, wolves often become confused and get hit and killed by cars.
12. Wolves often \_\_\_\_\_ to locate where their pack mates are.
13. \_\_\_\_\_ can also lead to death, either by leaving the wolf unprotected in extremely cold temperatures, or by weakening the wolf and increasing susceptibility to other diseases.

F	S	M	A	L	L	F	R	G	S
U	C	U	I	L	D	A	P	R	Z
R	E	V	Q	B	L	U	E	A	H
J	N	K	W	B	M	S	W	Y	U
X	T	D	E	E	R	M	H	W	M
L	U	E	G	E	F	E	S	O	A
R	J	N	P	Z	M	L	I	L	N
F	A	S	A	C	O	L	B	F	S
M	I	H	C	L	N	Q	S	W	V
D	G	K	K	R	F	H	O	W	L

Find the quiz answers in this letter maze!

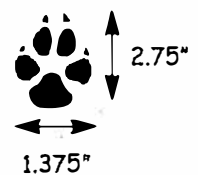
### EASTERN TIMBER WOLF *Canis lupus lycaon*

Height: 28"-34" at shoulder  
Weight: 50-100 pounds  
Length: 4.5-6.5 feet  
(nose to tail tip)  
Color: grizzled gray & brown  
w/ whitish underparts




### COYOTE *Canis latrans*

Height: 18" maximum  
Weight: 25-40 pounds  
Length: 34" average  
(nose to tail tip)  
Color: Grizzled gray & brown w/ whitish underparts



Answers: Smell, Pack, Small, Scent, Blue, Dispersers, Gray  
Wolf, Fur, Dens, Deer, Humans, Howl, Mangle

# WHO VISITED HERE?




snowshoe hare - bobcat - wolf - striped skunk - black bear - human - white tailed deer - caribou - raven

Complete the statement by selecting the answer from the list above.

Fill in the appropriate number text to the appropriate track.

1. \_\_\_\_\_ is a member of the weasel family and eats insects, grubs and frogs.
2. Homo sapiens can also be called \_\_\_\_\_.
3. \_\_\_\_\_ can be found in the arctic.
4. \_\_\_\_\_ is known as *Canis lupus*.
5. The big toe on the \_\_\_\_\_ is located on the outer foot, not the inner foot as on our toes.
6. \_\_\_\_\_ has fur that changes color in winter and is a food source for wolves.
7. \_\_\_\_\_ is nocturnal (stays awake at night) and has a track that shows no claw marks.
8. \_\_\_\_\_ are scavengers and can be found eating carrion (dead animals).
9. \_\_\_\_\_ are ungulates (have hooves) and are the main food source for wolves in the Upper Midwest.



For more information about wolves, contact the  
Timber Wolf Alliance at e-mail: [soei@northland.edu](mailto:soei@northland.edu)